


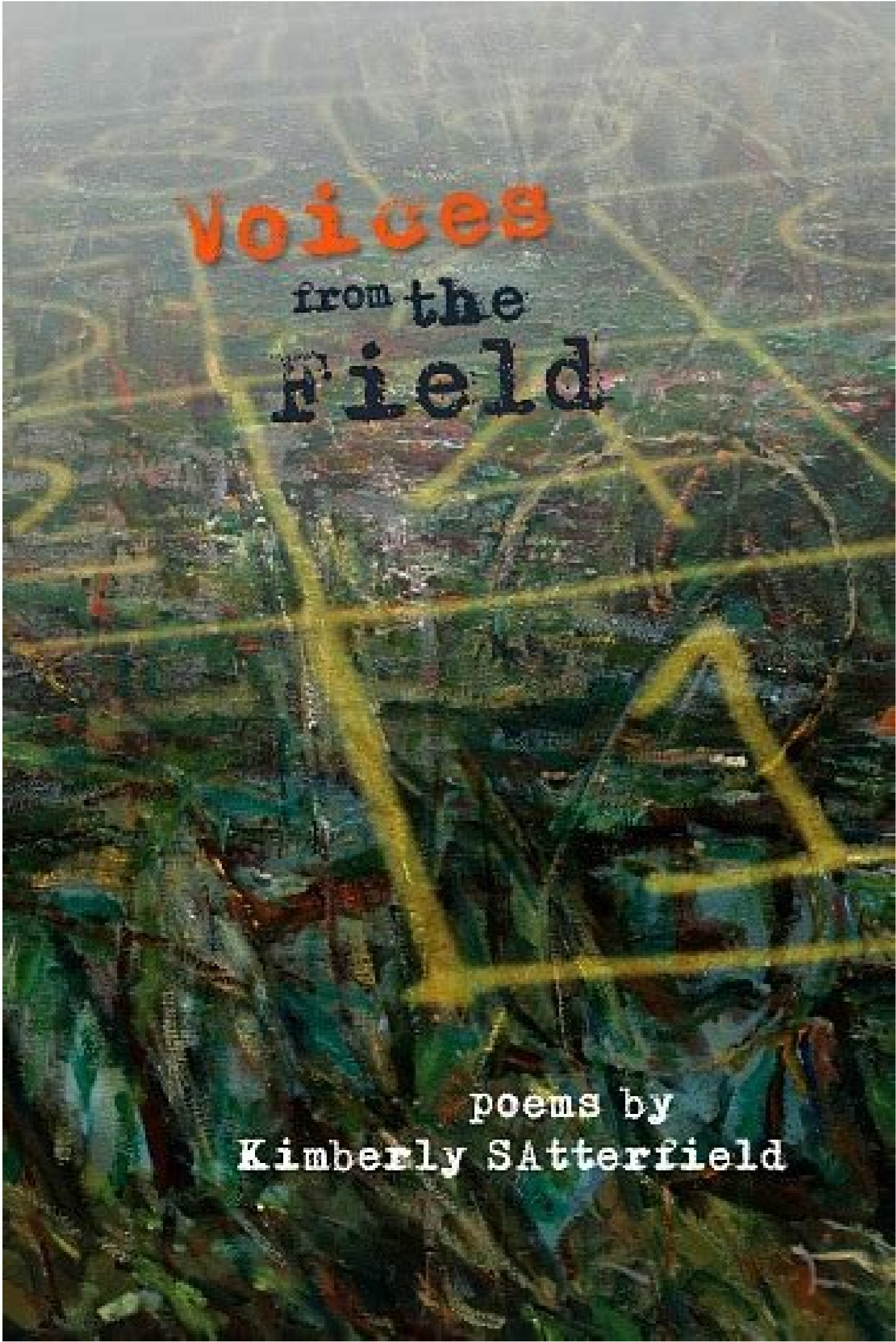
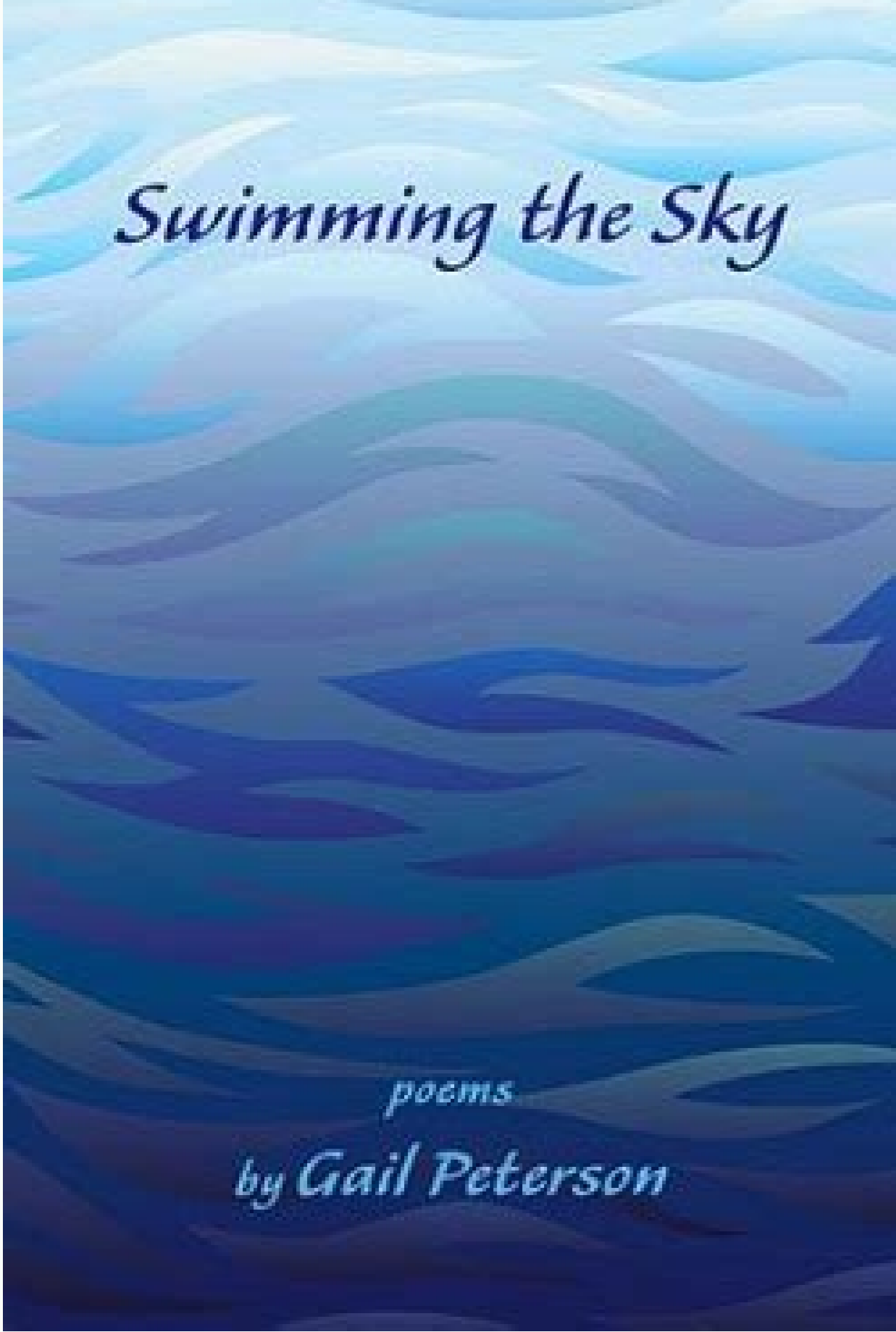
Hay day not working on android

☐

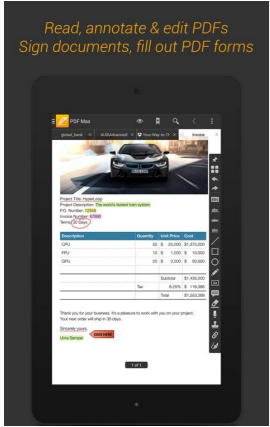
I'm not robot


reCAPTCHA

Continue



Total Fat	0.5g	1%
Saturated Fat	0g	0%
Trans Fat	0g	
Cholesterol	0mg	0%
Sodium	135mg	6%
Total Carbohydrate	13g	4%
Dietary Fiber	5g	20%
Soluble Fiber	2g	
Insoluble Fiber	3g	
Sugars	Less than 1g	
Protein	3g	
Vitamin A	0%	Vitamin C 0%
Calcium	0%	Iron 6%
Thiamin	0%	Riboflavin 40%





The problem with Android and Hay Day still remains the most common problem? The mine is deposited as soon as it is loaded, and since yesterday there is 1 to the application store. Click the application using the application or Android in the Play store on iOS. The opening application stores the device. 2 Check if the version is updated. Look for hay day in the application store. Find the application application in the results. If the current version is updated, you will only see the "Open" button. Display 3 Update the application. If the application is outdated, you will find the "Update" button instead of the "Open" button. Press this button and the hay day is updated to the latest version. Errors that can solve the problem of autumn can be included in the latest version, so it has a problem with it easier. 4 Play the game. As soon as the update is completed, close the application store. Look for hay day on the device and click it. Now you can play again on hay. Display 1 folded game. Sometimes re -installation eliminates all problems, including accidents. If you want to delete the game on iOS, press and hold the symbol of the hay day until it is abandoned, and then press the "X" button that appears on it. Open the application manager in Android settings. Look for a hay menu in the list of sent applications and click it to open the application page. Click "Delete" on the page. 2 Set the game. Start the application with applications and find a day of hay. As soon as you find it, click "Install". 3 -Open HES. Look for hay day to complete the installation on the device and click it. The application can first take a few seconds to search for updates to make sure they are appropriate. 4 Register on Facebook. Because you have made a new installation, you will receive an initial farm. If you want to restore your old farms and game players, you can connect the game from your Facebook account. Press the equipment on the game screen and then on the Facebook button. The application requires access to your Facebook account. Let it. 5 Start playing. Now you can play hay on day and continue your old farm, I hope, without further cases. See 1 view 1 application verification. Sometimes there are many applications on your device. This consumes a lot of system memory and can slow down the device and applications. If the device is iOS, press the "Home" button and display all current applications. For Android Open App Manager withAnd distribute to the left to display a list of work applications. 2 Disable existing applications. Disabling certain applications that you do not currently use can help you open a storage and speed up your device. In each application that you do not use to close, wipe the top of iOS devices. In Android, press each application that you do not use, then the stop button. 3 Restart your device. Although it is not necessary, restarting your device can sometimes help to release storage and speed up your applications. Play straw for 4 days. Click on the Hay Day Application on the starter screen or the application drawer. After opening, you can play the game from where you stopped. By adding a new question, when I remove the day of straw, can I lose my progress in the game? NO. As long as you use your Facebook account or your email address, your account will not be lost if you delete the game. You can reinstall at any time and register again. Ask a question that Wikihow is a wiki like Wikipedia, which means that most of our articles are written by several writers. To create this article, volunteers tried to modify and improve the article over time. This article was viewed 66,645 times. Contributed: 2 Update: July 13, 2020 Views: 66.645 Categories: Android Print Sate Sate Sate Author 66 645 times for having created a read page, thank you very much. Most of the problems that players try to solve are the way they can update Hay Day, which is a popular agricultural simulation for mobile platforms, after events such as rupture, collapse or stuck on 'Loading screen. Hay Day was published by Supercell for iOS in June 2012 and for Android in November 2013, and he had a very long lifespan, so it is not surprising that he has technical difficulties in keeping the game on With all the necessary phone updates. How do you update straw day? In general, Hay Day players should try to erase the application cache by passing the settings of your phone and pressing in advance (in Android). Then restart the game to see if the latest version of the game helps download. The update is buried under the text block in the past, check the application store again. Also try to deactivate the store, call the application again and see the names to see if the update request is visible. Depending on your region, you may have to wait a few hours to update your application store. The worst situation you needAlso, imprint the data before reloading the device and then install it from scratch, possibly as an APK file from a reliable site. Before completely reinstalling, it's recommended that you make sure your Game Day is connected to Facebook, Google Plus, Game Center, or another service that can create a backup copy of your progress. Also make sure you have the latest version of the game. If you tried to download the updated version of Hay Day via Wi-Fi, try downloading it via 4G/5G (vice versa). Still, you should check the official Hay Day page on Twitter to make sure the game is unsupported. In the April 25, 2022 update, which added seasonal Easter content to the farm, the developer quickly realized that unforeseen issues were arising and informed players that emergency maintenance would be taking place. in-game. Any ongoing issues with Hay Day have been previously confirmed by Supercell. Months can go to resolve a serious problem, but it usually takes time to resolve. To learn more about guides, familiarize yourself with our collection of cheats for the game and learn how to get a lot of diamonds in the game. New updates are added at the end of this story. The original story (published June 29, 2021) reads as follows: Hay Day is a popular farmer game available for Android since November 2013. The Hay Day app for Android recently received an update. However, the latest update, it seems, has caused inconvenience to Android users as they have faced some issues. Hay Day As mentioned in several reports, Hay Day not working, freezes on download screen or gives failure for Android users. Many users are facing this issue after the latest hayday update, which is a clear indication that the issue may be widespread. Nevertheless, the official solution to these issues is available for affected players from Hay Day. (Source 1, 2, 3, 4, 5) According to the helpdesk, attached users can try cleaning KESH and Hay's App of the Day data by going to "app management" in the settings. Before cleaning cache and data, users also need to select STOP by force, then in the Play Store, restart the device and restart the device. The source, although this workaround seems to eliminate the issues, the fix is temporary as user reports indicate that the issues appear again after some time. @Hayday My game still won't load. I cleaned cache and data, restarted myAnd even uninstall and reinstall the app. It still does not work. The source they all worked. But when I close and come back to the game, the problem arises again, the source is not really clear why Hay's day is not working for Android users, and the lack of solution or correct solution increases further their dilemma. However, the problem is officially recognized and the team in question is working to prevent it. We hope game developer Supercell will release the above mentioned issues soon so that users can easily play Hay Day. The source means we will report in more detail as we have new information to share, so follow the news. 1. UPDATE (June 30, 2021) Hay's Day has re-confirmed that they are working on the issue. In the opinion of the team, they are preparing a choice update which should fix the problem for all Android users. However, implementing the update may take a few days, although the team is trying to skip it sooner. (Source) Update 2 (July 1, 2021) will soon be another status update related to the team waiting for the update. It can take some time. They say: we are working hard to prevent Android issues, we are preparing a choice update to prevent it, to make sure everyone can play again! We are waiting for the update to be cleaned up and approved (this may take some time). 3. Update (July 2, 2021) The Hay Day team has narrated some solutions or official activities that Android users can do to fix the issue on their phones. The team recommended this: Android users. Do a fresh install. Please delete the game, clean cache, update all Google System apps, then reinstall Hay Day. Make sure it's 1.51.90! (Source) Some players seem to disconnect the game from Google Play. To play, please disconnect the game from Google Play! (Source) UPDATE 4 (July 3, 2021) Some users on Twitter say that if users download the Hay Day through Amazon App Store, it will work as usual on Android phones. Here's a detailed Twitter thread explaining what to do. Search Google on Amazon App Store. Sign up and download Hay Day from here. They have problems right now. What is going on? THEI'm angry! I don't see any paper (it's empty) as my friends or supporters. Correct, it looks pretty bad for a source server, not working properly, correct @hayday Source 6 update (October 18, 2021) If you are thinking of why a wall day is not right for you, don't look at yourself as if you're looking alone. The wall day using Twitter confirmed that the game was monitored to prepare for another update. After a while, the game should be released. Your update day! We start maintenance to prepare for the update! We'll come back! (Source) 7 Update (October 19, 2021) The new update was published and Hay Day players should be able to easily reach the game. However, the update can take some time to show your app store or gaming business according to which your region is taken into account based on Twitter on the wall day. 8 Update 8 (April 26, 2022) based on several reports, the wall day server is currently not working, so players cannot reach the game (1, 2, 3, 4, 5). The Creator's problems are not formally recognized. Update 9 d. (November 29, 2022) 15:49 (IS): New Twitter reports show that Hay Day Server is currently not working or not working in a certain part. Hay day support has already informed users that the server maintains the service. So this explains the current lack of service. Note: Our game department has more stories. So check them out. Piunikaweb began its company as a technology journalism site that focused on the latest or "exclusive" messages. Soon, our stories were taken over by Forbes, Foxnews, Gizmodo, TechCrunch, Engadget, The Verge, Macrumor and many more. Do you want to know more about us? Go here. Here.

